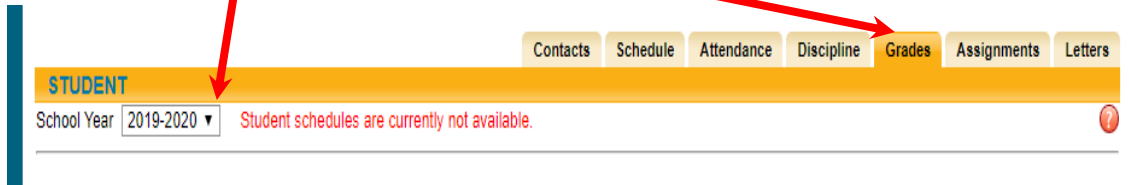
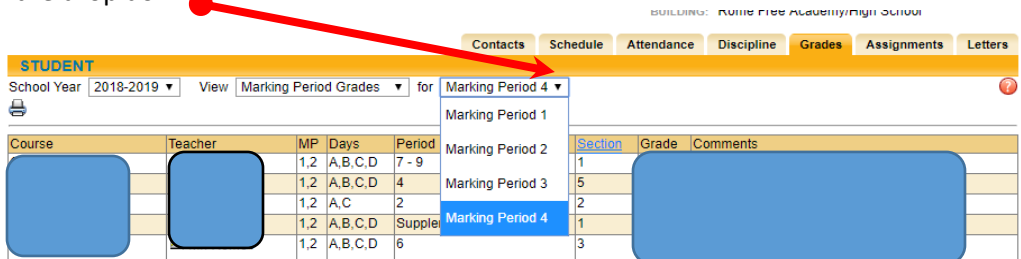


## Parent Portal Steps

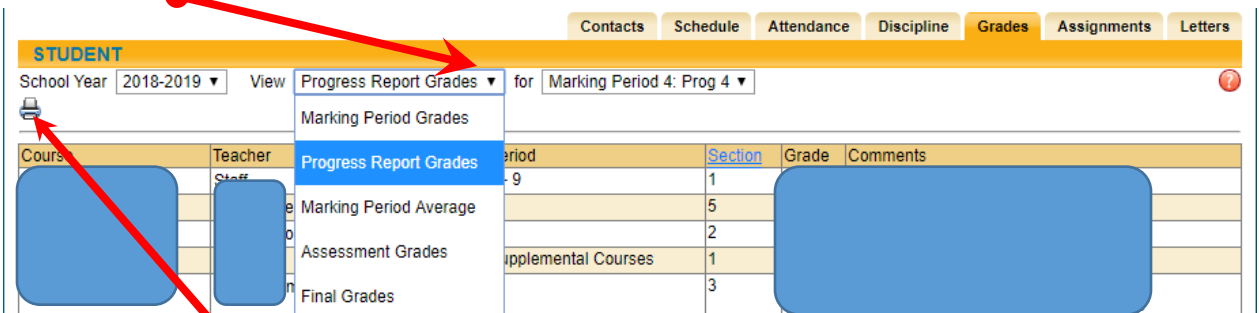
- 1.) Sign in
- 2.) Select Student
- 3.) Click Grades tab (system will default to the new school year). Select previous year from the drop down.



- 4.) The last marking period will be defaulted. If you need another marking period, select this from the drop down



- 5.) From the VIEW drop down you can view marking period grades, progress grades by EACH marking period. Marking Period Average for EACH marking period. Assessment grades and Final Grades



- 6.) By clicking the printer icon you can print the REPORT CARD.